



DG-ECHO funded Projet "Strengthening Food Security and the re-establishment of subsistence means of the most vulnerable Households affected by the hurricane Matthew in the region of Bas Nord-Ouest, Haut Artibonite and the island of La Gonave

**BASELINE FACTSHEET - ILE DE LA GONAVE**




1600 direct beneficiaries

1



Municipal Office for Agricultural and Rural activities (BAC)

9



Fisheries Centers

**Axes**



Fisheries



Agriculture



IGA



Cash

a total of 211,84 \$, or about 70 \$ per month per beneficiary for three months

This amount represents 50% of the CNSA food basket. It comprehends basic food types as meat, fish, fruits and vegetables. Money transfers will be made through the microfinance institution SOCOPEs, one of the operational partners of Concern in Haiti.



400 direct beneficiaries and 10 organizations



800 beneficiaries



400 beneficiaries

**Mitigation**

The passage of Hurricane Matthew in October 2016 damaged several water points, and the few dirt roads on the island almost impracticable.

Through the mitigation scheme of the program 14 mitigation sites were identified and 800 beneficiaries, were involved in the renovation of roads, water points and sanitation of coastal areas.



**What have we distributed?**

**fishermens :**  
- 3 nets, 2 Hooks boxes , 1 box of fishing jibs, 1 box waya, 6 ropes

100\$

Fisheries Kit

**Marchandes:**  
1 Fridge,  
2 bowls,  
2 bouquettes,  
1 File,  
5 knives,

**Seeds :**  
- 8 Kg beans, 4 kg mais, 2 Kg pistache, 25 bananas suckers, , 100 cutting of manioque

100\$

Agriculture

**agri- kit :**  
1 hoe,  
1 pickaxe,  
1 machete



Mitigation

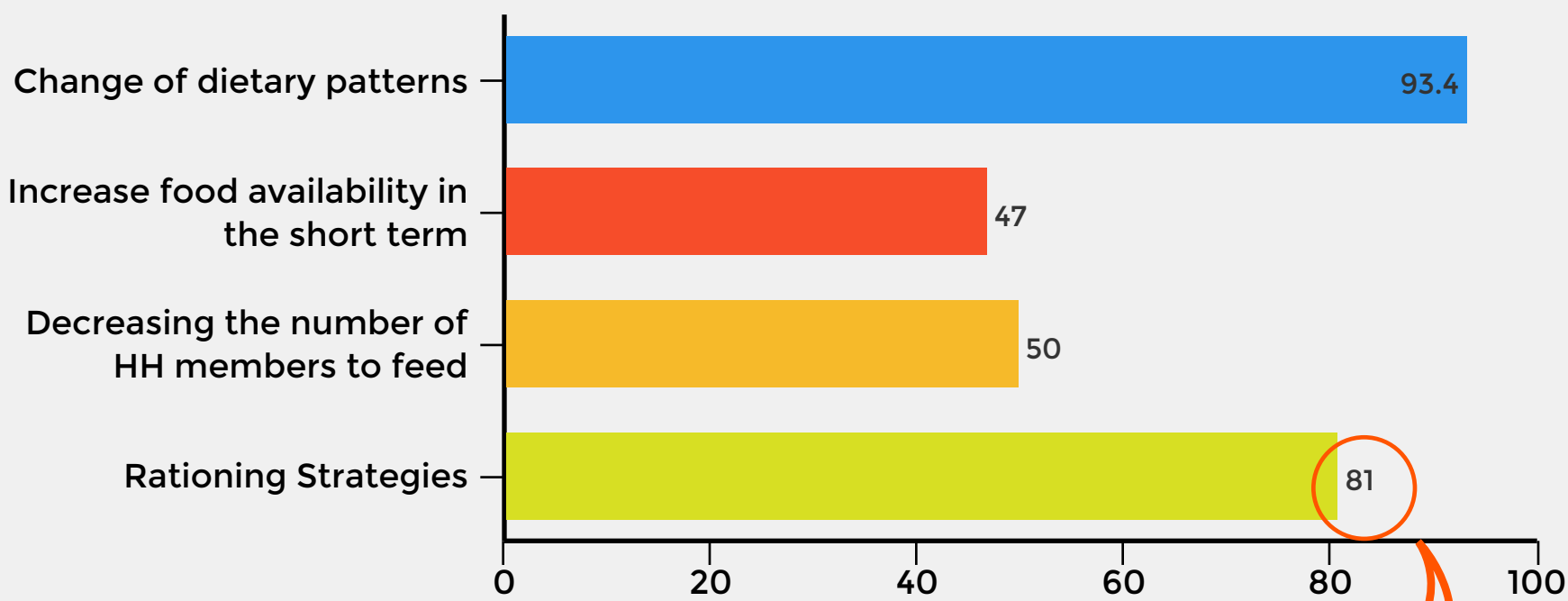
**Kit Mitigation\* :**  
40 wheelbarrows  
800 rakes,  
800 shovels  
  
\*Destined to the Mayor Office



DG-ECHO funded Projet "Strengthening Food Security and the re-establishment of subsistence means of the most vulnerable Households affected by the hurricane Matthew in the region of Bas Nord-Ouest, Haut Artibonite and the island of La Gonave

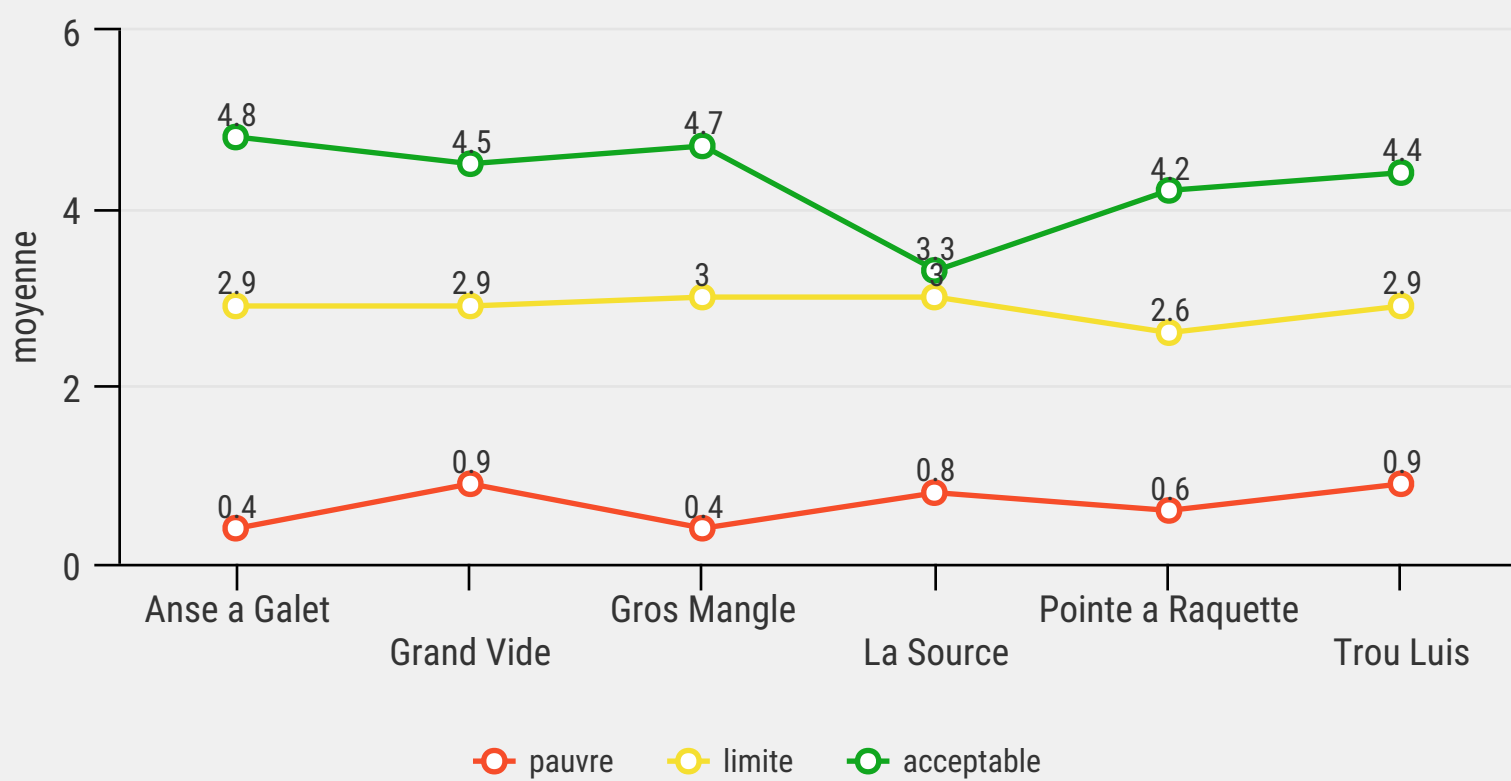
# Baseline

## 1.1 - Pourcentage de ménages selon les stratégies de survie adoptées

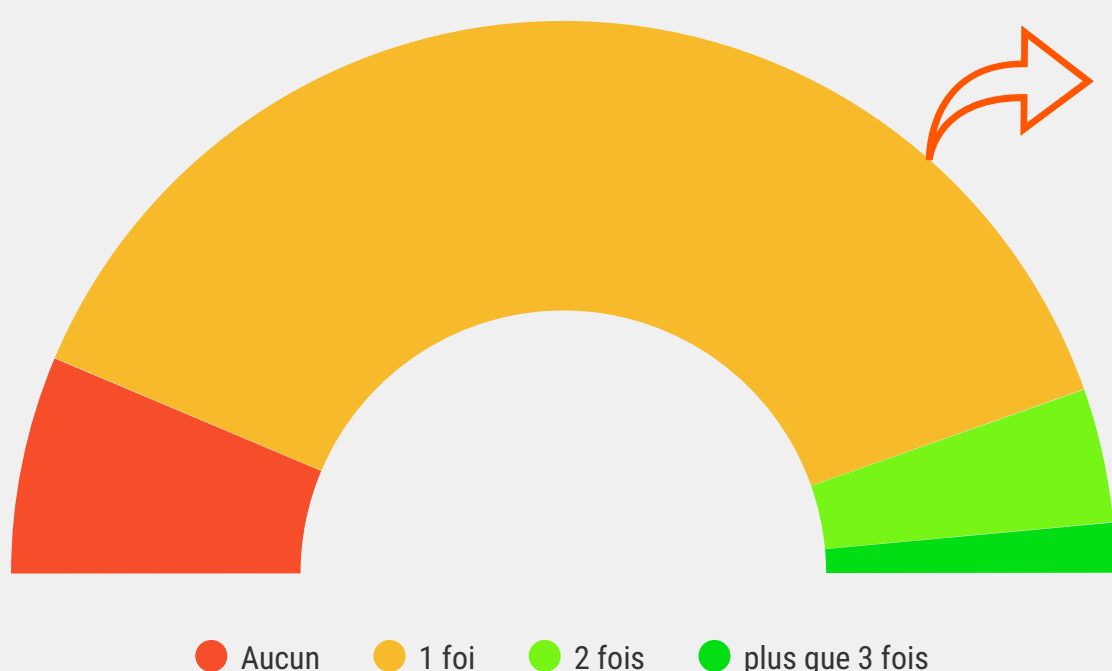


More than 80% of Baseline respondents declared to spend at least 1 day per week without meals

## 1.2 - Average Household Dietary Diversity Score. Section Communale et tertile



## 1.3 - Number of meals in the last 24 H



78 % of respondents declared to have had 1 only meal in the last 24 H

# Next Steps



- Distribution of Cash
- Distribution fisheries kit
- Distribution IGAs cash



- Trainings
- Post Monitoring Distribution (3)
- Evaluation of the harvest



- Support Municipal agricultural office



- Support Fisheries centers
- Monitoring of IGA and fisheries beneficiaries



- Endline